

# JINGLE BELL TAMBOURINE

To ring in 2010, make a joyful noise with this musical instrument.


## What you need:

- 2 plastic plates
- Hole punch
- Pen
- Beads or beans (or other small items that will make noise when shaken)
- Tacky craft glue
- 6 pieces of ribbon (each about 5" long and 1/4" wide)
- 6 jingle bells
- Stickers
- Markers



## What you do:

1. On the bottom of each plate, write, "Shout for joy to the LORD, all the earth" (Psalm 100:1, NIV).
2. Punch six evenly spaced holes around the rim of one plate. Mark the holes with a pen and then punch six matching holes in the second plate.
3. Pour the beads or beans into one plate and then squeeze glue around the rim of that plate.
4. Place the other plate on top, aligning the holes. (Make sure the Bible verses are on the outside.) Let it dry.
5. Thread one ribbon through one hole and through one bell, and then tie the ribbon. Repeat five more times, once for each hole.
6. Decorate the instrument with stickers or markers.
7. Play your tambourine when you sing your favorite songs.



Just for **KIDS**

# Make a joyful noise

people often gather with noisemakers to celebrate the promise of a new year. Be thankful and joyful for the many blessings in your life.

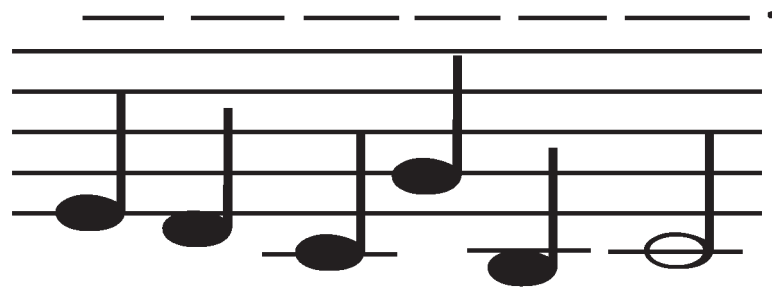

Using the musical note code, write the words of Psalm 100:2 (NIV) in the correct order below.

CODE: before come gladness him joyful LORD songs the with Worship



\* \* \* \* \*

\_\_\_\_\_ the \_\_\_\_\_ ;



Answer: Worship the LORD with gladness; come before him with joyful songs.